

How Black Monday hit world financial markets

FIGURE 1
Asian stock markets
(indexed to Sept. 30, 1997 = 1.00)

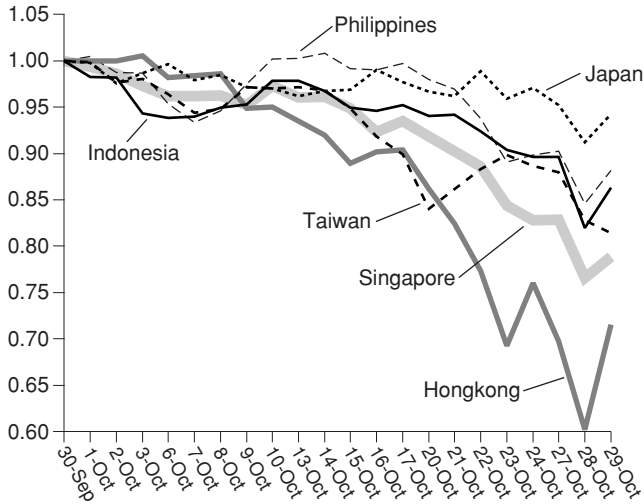


FIGURE 2
North American stock markets
(indexed to Sept. 30, 1997 = 1.00)

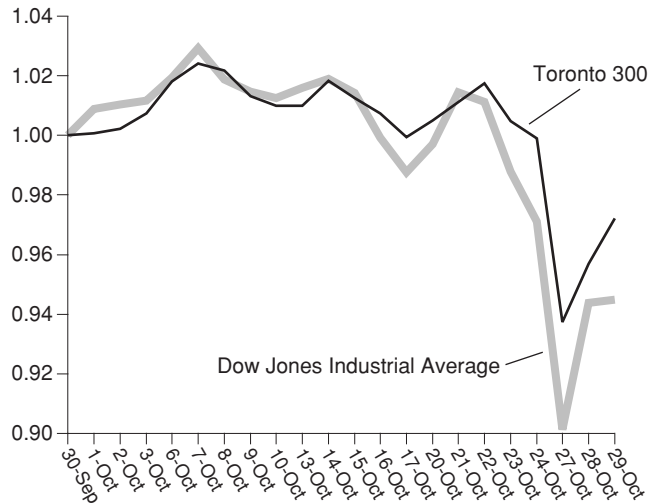


FIGURE 3
European stock markets
(indexed to Sept. 30, 1997 = 1.00)

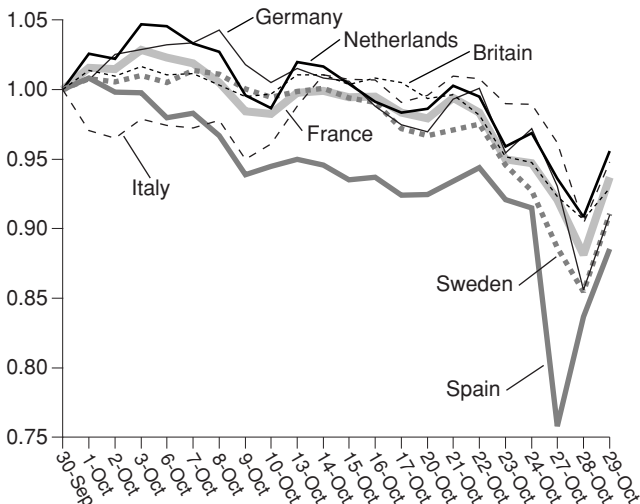


FIGURE 4
Ibero-American stock markets
(indexed to Sept. 30, 1997 = 1.00)

